

# Executive Summary






**Company Name:** Netstone  
**Contact Name:** TAM  
**Period:** 5/9/2011 4:48:17 PM - 6/9/2011 4:48:17 PM  
**Created On:** 6/9/2011 4:48:17 PM

Site Health	
75.56%	<b>Servers</b> <span style="float: right;"><b>71.72%</b></span>
	Server Availability <span style="float: right;">99.11%</span>
	Patches <span style="float: right;">91.06%</span>
	MBSA <span style="float: right;">25.00%</span>
	<b>Workstations</b> <span style="float: right;"><b>55.00%</b></span>
	Patches <span style="float: right;">100.00%</span>
	MBSA <span style="float: right;">10.00%</span>
	<b>Network</b> <span style="float: right;"><b>99.97%</b></span>
	Internet Availability <span style="float: right;">99.94%</span>
	Network Services Availability <span style="float: right;">100.00%</span>

Managed Activities	
Patch Assessments Completed	132
New Devices Added	2
Trouble Tickets Closed	1
Remote Sessions	23

Asset Overview	
Windows Servers	4
Windows Workstations	2
SNMP Devices	0
Other Devices	0
<b>Total</b>	<b>6</b>

## Top 5 Disk Utilization (Servers)

MO-MAT		
C:	84.30% Used	
TAM-DEMO		
C:	50.40% Used	
TAMHOSTED		
C:	22.70% Used	
ADMIN-14BFAC331		
C:	13.30% Used	
E:	0.90% Used	

## Alert Summary

OS	190
Application	12
Device Down	12
Uncategorized	12
Patch Status	5
<b>Total</b>	<b>231</b>


## Alert Turnaround

<15 m	<1 hr	<4 hrs	<1 day	>1 day
12	161	25	14	12

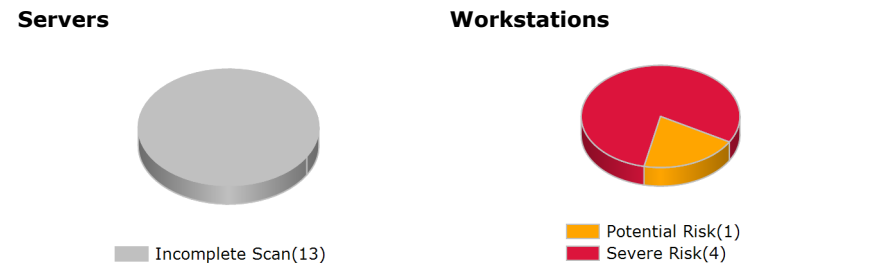
## Top 5 Devices by Number Of Alerts

MO-MAT	141
TAMHOSTED	52
TAM-DEMO	18
ADMIN-14BFAC331	7
JPLAGER-DT	6

## Patch Summary



## MBSA Summary



## Previous Period

Site Health	52.77%
Total Alerts	115
Remote Sessions	26
Trouble Tickets Closed	1
Patch Assessments Completed	132